

Stamping Around

Newsletter of the Mid-Cities Stamp Club

Arlington Meetings: First Wednesday @ 7:00 p.m.


Bob Duncan Center, 2800 S. Center St.

Eules Meetings: Third Wednesday @ 7:30 p.m.

12750 S. Pipeline Rd, #1C (Central Station Marketing)

Lake Granbury Meetings: 4th Tuesday @ 7:00 p.m.

Bentwater Activities Center (adjacent to Bentwater Marina)



CHAPTER
MEMBER



Volume 34, Number 2

<http://www.mid-citiesstampclub.com>

February 2021

Been There, Done That



<-- Roughly 13 of these equals 1 of these -->

... according to the literature from Liechtenstein Post. The bottles, made of Polyester (also known as "PET") were ground up and made into fibers, dyed and then made into these embroidered 6.30 Swiss Franc stamps (Liechtenstein uses the Swiss Franc) that were issued in 2020. There is a self-adhesive patch on the back of the main circle area. I would imagine though, that actually using one of these as postage might get the outer circle lettering and rim damaged in mail processing equipment.



The manufacturer of the stamps was an embroidery company from Austria. It took 3,100 600ml PET bottles to make almost 10 million feet of polyester yarn and each stamp required 246 feet of thread! 40,000 stamps were issued; each stamp is 5 cm (2 inches) in diameter.

Even though I never visited Liechtenstein while growing up in Switzerland, recycling was never-the-less important. Since Switzerland has to import many materials, recycling is important to keep the landfills from growing too large.

While plastic packaging was not nearly as ubiquitous in the 1960's as it is today, glass packaging was. Most glass packaging was either 1) recycled or 2) re-used. At a local shopping center, I remember that there was a big metal recycling bin with openings for clear, brown & green glass (and people were urged not to toss bottles into it in the evenings due to the noise from breaking glass). But much glass packaging was re-used at the time, and many glass bottles (there were no plastic bottles that I remember) had a deposit of either sFr. 0.30 for small 3 dl (= 10 fl. Oz.) soft drink bottles or sFr. 0.50 for the larger 1 liter bottles. These bottles were generally washed out, sterilized and refilled. And as I remember, many soft drink bottles had scuff marks around the middle where they were repeatedly handled by equipment. Wine & beer bottles didn't have deposits from what I remember, and were recycled. However, certain milk & yogurt containers were re-used!

After we moved to Michigan in the 1970's, I re-

Recycle

By Peter Elias

member how much broken glass there seemed to be on the sides of roads from people tossing bottles out of their vehicles (something I didn't see in Switzerland!). Later in the '70's, they instituted a bottle & can deposit law for soft drinks; it was 10¢ from what I remember. I know that wine & liquor bottles didn't have deposits, and I don't remember if beer bottles & cans did or did not...

In college in the late 1970's, I earned some extra spending money by saving the various soft drink cans that always seemed to be left by students in the lecture halls. While a dime here and there doesn't sound like it's worth the trouble, but after a month or two, I had \$20 worth, and that was a lot of money in 1979, which inflation adjusted, is \$71.69 in today's money!

Even though Texas doesn't have a deposit law, I do recycle a lot of items. Our city requires that all recyclable items (paper, aluminum & plastic cans and various plastics) have to be in special blue bags that one gets from the city (we don't have those rolling bins...). It seems that we now have more blue bags each week than black ones!

The USA "Recycle More" stamp, Scott #4524i was issued in 2011 as part of a set of 16 with a "Go Green" theme; several stamps in that set apply to me.



Article Index

Page

| | |
|--|-----------|
| Been There - Done That (Recycle) | 1 |
| Editor's Forum | 2 |
| Calendar & Secretary's Report | 2 |
| Been There - Done That (Milano) | 3 |
| Color My World | 4 |
| Been There - Done That (Feeding The Squirrels) | 4 |
| Been There - Done That (Hood Ornaments) | 5 |
| Is This The Beginning of the End for Postage Stamps | 6 |
| Been There - Done That (Public Transportation - Bus) | 6 |
| Been There - Done That (Padua) | 7 |
| --> <u>2021 Membership Renewal Form</u> | 7 |
| Stamp Trading, Buying and Selling Online | 8 |
| Stamps Not Allowed for Mailing Packages | 8 |
| Member & Dealer Ads | 9, 11, 12 |
| Comic Strip - Peanuts (Sending A Card) | 9 |
| Arlington Zoom Meeting Minutes | 10 |
| From the President's Desk | 10 |
| Been There - Done That (Where Have YOU Been?) | 11 |
| Meet & Eat Info | 12 |

Stamping Around

Newsletter of the Mid-Cities Stamp Club

Peter Elias, Editor (news@mid-citiesstampclub.com)

Stamping Around is published monthly by the Mid-Cities Stamp Club. Material in this [newsletter](#) may be reproduced in other philatelic publications if the source is acknowledged. Opinions expressed are those of the authors, and do not necessarily represent those of the Mid-Cities Stamp Club or its officers.

2021 - 2022 MID-CITIES OFFICERS & BOARD OF DIRECTORS

President – Richard Hildebrandt
First Vice-President – Stanley Christmas
Second Vice-President – Rick Howell
Secretary – Skip Ely
Treasurer – Judy Christmas

Board of Directors (voting):

Ken Aldridge Peter Elias Ken Wills
Immediate Past President: Ray Cartier

Membership in the Mid-Cities Stamp Club is available to anyone of good character interested in philately. Feel free to attend any of our 3 different meeting sites in the greater Dallas / Ft. Worth area! Dues are only \$12 per year (higher for mailed newsletters). For more information, the editor is reachable during business hours at (972) 671-0077 or : editor@mid-citiesstampclub.com

For a membership application write to:

Mid-Cities Stamp Club
P.O. Box 2158
Arlington, TX 76004-2158

or visit: <http://www.mid-citiesstampclub.com>

Coming Attractions

—> Due to COVID-19 and city / county / state / national emergency ordinances, the following may or may not occur; some meetings may be held virtually via Zoom; for MCSC meeting status, please contact Skip Ely.

2021

| | |
|---|--|
| FEB. 3 | MCSC—ARLINGTON Virtual Meeting |
| Program: | TBD |
| FEB. 23 | MCSC—LAKE GRANBURY Virtual Mtg |
| Program: | TBD |
| MAR. 3 | MCSC—ARLINGTON Virtual Meeting |
| Program: | TBD |
| MAR. 23 | MCSC—LAKE GRANBURY Virtual Mtg |
| Program: | TBD |
| APR. 7 | MCSC—ARLINGTON Virtual Meeting |
| Program: | TBD |
| APR. 9 - 10 | TSDA Stamp Fair (Fri 10-5, Sat 9-4) |
| Bluebonnet Room, DoubleTree Hotel, 1981 N Central Ewy, Richardson, TX 75081 (SW corner of US75 & Campbell Rd) | |
| APR. 27 | MCSC—LAKE GRANBURY Virtual Mtg |
| Program: | TBD |
| MAY 5 | MCSC—ARLINGTON Virtual Meeting |
| Program: | TBD |
| MAY 25 | MCSC—LAKE GRANBURY Virtual Mtg |
| Program: | TBD |



Editor's Forum

By Peter Elias

I keep having fun with the "Been There - Done That" articles. As I look at and go through different stamps, if something "rings a bell", then I'll see if the stamp truly relates to my life somehow and of course that I then have to find a photo (or video screenshot) to put this together into a "story". But it has to be more than "been there - done that".

It's not just about having been there, done that, owned that, knew the person, etc. There has to be a story or anecdote to go with it, otherwise the readers will get bored. Sure, I've got a picture of me in and around the Eiffel Tower of Paris, and there's plenty stamps featuring the Eiffel Tower. But is that it? Do I have some "interesting" to state about said trip to the Eiffel? Well, I do, although I can't illustrate that part, unless there's a scratch 'n sniff card to go with it, and it's not a smell you really want to take in. I'll give you a hint: packed like Sardines in the un-air conditioned elevator ride up to the top of the Eiffel Tower in mid-summer 1989, your nose just inches away from the armpits of other European tourists (mostly from a country where an Empire once ruled...) and which had obviously not had a shower in a while and/or don't believe in deodorants... This isn't really digressing, it is a part of my story about going up to the Eiffel Tower. Your mileage may vary as they say.

So, have some fun and if can find a stamp that relates to your life somehow, write about it (unless you're embarrassed - obviously I'm not, as I bring this up whenever I mention our Paris trip to others).

But as mentioned above, my articles start with finding a stamp, then the photo, then the story to go with it; rarely do I have a photo and then try to find a stamp to go with it... Go ahead, send something in!

Secretary's Report

By Skip Ely



Applications Received

n/a

New Members

n/a

Deceased

n/a

Reinstatements

M. Aaron Pritchard (#616)

Membership Summary – January 20, 2021

| | |
|-----------------------------------|-------|
| Membership as of December 2, 2021 | 94 |
| Applications Received | 0 |
| New Members | 0 |
| Dropped for non-payment of dues | (0) |
| Resignations | 0 |
| Deceased | (0) |
| Reinstatements | 1 |
| Membership as of January 20, 2021 | 95 |

Milano

By Peter Elias



... Or Milan as we call it in English.... Back in August of 1986, I took a brief vacation to Italy from where I was temporarily living in Switzerland, using my own car.

Milan was one of the cities I stopped in on the way back to Switzerland after visiting Venice & Piran (Yugoslavia). I wrote about Piran a couple of issues ago...



Of course, one of the famous sights in Milan is its Cathedral, shown above on Italy, Scott#2072a, issued in 1996 and on the photos that I took. This cathedral began construction in 1386, which was 600 years before I visited it. Final details were completed as late as 1965!

This is the biggest cathedral in Italy, the 2nd largest in Europe (the largest being St. Peter's Basilica in the Vatican) and the 4th largest in the world.

When one steps back a bit back from where the photo above was taken and looks at it again from further away (see below), it is truly huge when one considers the size of the people in this photo. I honestly don't remem-



ber though, whether I went into the cathedral or not. But hey, that was over half a lifetime ago!

But I do remember another detail about being in Milan, and that was that it was very hot! Compared to mid-summers in Texas, probably not THAT hot (of course I had never been to Texas back in 1986). Never-the-less, very hot as far as I was concerned....

After staying in a hotel in Venice that was hundreds of years old and without A/C, on the way back to Switzerland, I decided to get at least one night of rest in air conditioned comfort (gosh, call me spoiled..). Note: my car, a 1979 Ford Taunus, shown above on a custom PhotoStamp that I ordered, also did not have air conditioning. If you wanted your air "conditioned", you rolled down the window (yup, manual crank windows...)! So driving your car with 2 open windows just to have air movement on Italian highways in the middle of summer felt like being in a blast furnace though.

At some point on the way to Venice during that Italian trip, I saw a sign for a small airport. I figured, surely the terminal building must have had air conditioning. And it did. So I parked the car for a while, and just sat in the terminal for an hour or so. Bliss!

Ok, back to Milan. In my search for a place with air conditioning, I did have to ask at a couple of places, and I did finally manage to find a hotel with AC. While I didn't take a photo of that hotel, in going through some old memorabilia, I did find this --->



Yup, I had saved the small plastic soap box (about 2 1/4 x 1 1/2 x 3/4 inches), and the original piece of soap is still in there as well! So now at least I get to remember the name of the hotel: "Hotel Marino Alla Scala". Best I can see from Google searches is that the hotel still appears to exist and it has high TripAdvisor & Google ratings!

Of course these days, when you get soap in most hotels, it is not in a plastic box, but just a plastic or paper wrapper! It's just not as collectable. I'm just surprised that this little box of soap has managed to survive for the past 34 years (moving with me back from Switzerland to Kentucky to Texas).

As far as staying in hotels during my travels on personal time in Europe during 1986, my funds were limited and I ended up staying in youth hostels a lot (mostly in Switzerland and Austria), but on the trip to Italy, I had to stay in hotels. I vaguely remember trying to stay at a youth hostel in Italy, but it wasn't available from what I remember. Back then, you had to call, there was no internet, and I don't speak Italian (and yet I made it back!).



Color My World

By Rick Howell


A couple of months ago, I was checking out some podcasts on the internet. One of my favorites is called "Stamp Show Here Today" which is available online at: <http://stampshowheretoday.com/>

One of the things they were discussing was colors of stamps and how it could be possible to standardize the classifications of colors of each issue and variants of these colors in a method which would be readily available to everyone. Scott has colors listed for each stamp in the catalog, but these colors vary widely depending on the mixture of the inks used in the printing process of the stamp. As an example, USA Scott #10 and #11 have 12 different shades listed for the colors which range from Pale Orange Brown to Rose Brown with shades like Deep Orange Brown, Deep Claret, Plum and Dull Red thrown in the mix just to confuse us even more. Scott publishes a "Specialized Color Guide" to try to help you determine the color of your stamp, but it is sometimes difficult to use, and you have to view the stamp under well-lit conditions, which actually could occupy another full article for this newsletter.

In any event, I was listening to the podcast, and one of the hosts, CajBrejtfus was talking about a relatively new method of classifying colors of stamps using Pantone Color Charts. The Pantone charts are a set of standardized colors used in publishing for when a graphic designer needs to use an exact color in his artwork. They contain just about every shade you could conceive and are readily available online and are even used at some hardware stores for determining paint shades. Apparently, Caj and some of his associates at the Southern Nevada Philatelic Research Center have been working on this for a while, and have published "The Philatelic Book of (still more) Secrets Vol. 3", which is dedicated to classifying various US stamps colors using the Pantone codes and color guides. They mentioned the book in the podcast, so I made a mental note to try and find one.

Now, I find as I get older, sometimes my mental notes get shuffled or put on a back burner, or just wiped clean, but I almost totally forgot about this whole color thing until I ran into Caj at a Zoom meeting of the Virtual Stamp Club one day. So, I took the opportunity to ask him about the book and he told me he would just send one to me. Sure enough, I got it in the mail about a week later. It was quite an interesting read and the whole concept of color classifications using the Pantone charts seems like a great idea. They provided Pantone numbers for many of the hard-to-classify stamps in the book and it looks like a good start to a new standardization process. If this method is adapted widely, perhaps we'll see the Pantone codes in all the major catalogs like Scott, Gibbons, and Tellier.

The Philatelic Book of (still more) Secrets Vol 3



can be ordered for \$15 from PSE/SNPRC (Southern Nevada Philatelic Research Center, Inc.) at Box 539309, Henderson, NV 89053-9309. Or, see their website at: www.gradingmatters.com

Been There, Done That

Feeding the Squirrels

By Pat & Bob Weidman



The stamp shown is Scott #2489 issued from 1993-1995 and pictures a red squirrel eating something, probably an acorn. In the pictures below, the squirrels are also eating something, but it isn't

acorns. They are eating peanuts in the shell.

The pictures were taken in our backyard. The squirrels would come and chase the birds away from the bird feeder and then help themselves to all that seed.

After buying a bird feeder that the squirrels could not get to, we decided that we still needed to give the squirrels something that they could munch on. After experimenting with different things, we discovered that they liked peanuts in the shell. We also found out that blue jays like peanuts. However, getting a picture of one is almost impossible. They swoop down from the neighbor tree, grab a peanut and take off. They are just too fast to get a picture, but I haven't given up yet. Maybe someday I'll be lucky.

[Editor note - stamp image is from [eBay lot #283840487712](https://www.ebay.com/itm/283840487712)]



Hood Ornaments

By Peter Elias



Ah, the "hood ornament"! Usually the proud status symbol of cars back in the day... Take for example the hood ornament shown above, which was used from 1946 to 1956 on Rolls Royce Silver Wraith cars. The Grenadines of St. Vincent stamp (Scott #445 from 1985) shows a 1954 Rolls Royce Silver Wraith, but any stamp showing a car that has a hood ornament, generally reduces the ornament to something that is less than 1 millimeter in size in the final stamp. Thus we truly can not appreciate (on a stamp at least) some of the great pieces of miniature art that some of these ornaments are. The hood ornament shown in the photo above is from an eBay lot, and it can be yours for only about \$1,200!

Other than Rolls Royce, many other high-end cars have sported hood ornaments, from Cadillac, Mercedes, Jaguar and countless others. Many regular American cars of the 1950's through 1970's had hood ornaments as well. If I were to go through the hundreds of "cars on stamps", undoubtedly I would find many cars with hood ornaments, but most would be like the stamp above, with the hood ornament barely visible.

Of course these days, hood ornaments are rarely found on cars, thanks to "safety laws". This is especially important in European countries, where pedestrians have gotten gored by a hood ornaments when cars hit them. Thus, they were banned. Some Rolls Royces (or Bentley's perhaps) still have hood ornaments, but they have to retract under the hood (or "bonnet" as the Brit's call 'em) at slower speeds (such as in cities, where pedestrians can be found...).



The picture above is of a hood ornament that I took at the 2018 Hot Rod show at the Texas Motor Speedway; I don't remember what the car was (or whether it was a factory hood ornament or an aftermarket one...); but gorgeous never-the-less (and it will probably not be on a stamp anywhere).

Ok then... so how does all of this relate to a "Been There ..." article? Well, I have owned at least 2 cars that had a hood ornament (and not something fancy shmanzy like a Rolls Royce, Jaguar, Mercedes, Cadillac, etc). I present the 1979 Chrysler Newport! A land yacht of a car that I owned from 1990 to around 1994 or so. I bought it when I first moved to Dallas, since I needed a 2nd vehicle to keep the miles off my newer 1986 Audi Coupe GT (which has no hood ornament).

I do have to admit that a hood ornament does help you drive "straighter", since if you have a line of sight across the hood ornament and line it up with the lane marker line, you can usually keep your vehicle lined up inside your lane. That said, the hood ornament on this car was not the reason I bought it...

But going back further in time, the second car I ever owned, a 1972 Audi 100LS, did have a hood ornament (barely



visible on the stamp, and a somewhat fuzzy enlargement from the original photo shown below the stamp shows the "4-Rings logo hood ornament).

Now, Audi (except in the 1920's), has NOT had any hood ornaments on their cars since the brand was re-invigorated in 1965 (Audi as a brand did not exist from 1945

to 1965, although the corporate entity "Auto Union" did...).

This particular hood ornament I found in the early 1980's (so it was probably NOT authorized by Audi...), and I drilled a hole in the hood and mounted it.



sort of a thing, but I have yet to find a stamp featuring a steer horn hood ornament, but there has at least been a stamp featuring steer horns, such as Scott

#3603 issued in early 2002 (and also as a 37c version, Scott #3738, later in 2002). So here'd you have the beginning of a new topic - "horns on stamps"!



And then there's this. ↓ At one point I was half-tempted



to order a custom postage stamp of this photo that I took in 1986 on the way to work one morning in Kreuzlingen, Switzerland, featuring both a faucet handle and that large tube thingie But I digress...

Is This The Beginning Of The End For Postage stamps?

By Rick Howell

Deutsche Post (German Postal Service) recently announced the adaptation of a new app for your mobile phone which allows you to pay for postage and send a letter without having to purchase a physical stamp.

The app, called "Mobile Briefmarke" requires simply that you log in, select the type of postage you need for your letter or package, pay for it through a service like PayPal, and a code will be provided which you simply write in the normal location for a stamp (upper right), and drop the letter in any mailbox.

The code remains usable for a period of two weeks and can only be used for German domestic mail. The cost for the service remains the same as it would be if you purchased a stamp.



Photo courtesy of Deutsch Post / DHL Group

So, what happens if this becomes widely adopted? Personally, to me, it looks like a great idea. No more trips to the post office to stand in line to buy stamps while the lady ahead of you ships 43 packages and ties up the only attendant at the counter for half an hour.

Not only that, but this gives the government another way to track your activities digitally. Postal historians will love the fact that they could possibly go to a post office database and track the exact route of the letter from sender to recipient with exact times at each stop along the route. Somehow though, to me, it just doesn't seem the same without the stamp.

Editor's Notes:

- This product replaces an older product called "Handyposto" (meaning smartphone postage) that used 3 lines, each with 4 characters.
- According to Deutsche Post, the code consists of "#PORTO [meaning postage] on one line, and an 8-character code on the 2nd line.
- It can be used on postcards and 3 sizes of envelope rates (Standard, Grossbrief & Maxibrief).
- There is NO surcharge for using this service, just the regular postage rates.

Been There, Done That

Public Transportation - Bus

By Peter Elias



While growing up in Switzerland had us take lots of buses (as well as trams, trains, funicular and other modes of public transportation), once we moved to the USA, we never really took any buses for public transportation. Since we lived in a small city of around 35,000 in Michigan, there were NO buses. There was a "on-call" mini-bus service of some sort, but we never used it and just used the cars (or before I learned to drive, my bicycle).

Once I got to college though, it was a different matter. Yes, I did have a bicycle for use, but given Michigan winters, riding a bicycle in foot-high snow wasn't always fun, so I ended up having to use the bus, somewhat similar to the one shown on the 2011 USA stamp (Scott #4524m) shown above.

The main campus of Michigan State University is fairly large, about 5,192 acres according to a Google search; and that is over 8 square miles. Great for walking if you need the exercise, not so much in the rain, winter or when having to drag a lot of text books around.



MSU had its' own campus bus system which I did use. While I did have a car (parked off campus), students were NOT allowed to use cars to go to class with (unless you had special permit).

To the left is an MSU bus from a "screen-grab" of a Super8 film that I helped to work on while living in the dormitories near the western edge of the MSU campus. The above screen-shot is from 1981.

A couple of seconds after the above "arriving bus" footage was shot, so was the screen-shot to the left.

I know it's a bit fuzzy (hey, Super8 film converted to Betamax then

digitized ... not much quality to work with there...!). What you see is a clay "Mr. Bill" figure about to get the squished (squashed?) by the bus' front tire. For those of you that watched the "Mr. Bill Show" segments on the Saturday Night Live TV show in the late 1970's or early 1980's, you may remember what this is all about.. In fact, just google "Mr. Bill Show" and you'll get a bunch of results of clips of the real Mr. Bill Show TV segments, or those made by individuals for fun.

Several people in my dorm decided to make their own Mr. Bill Show. Since video equipment was expensive, we had to use Super8 film (silent) and a bunch of clay to make our own segment entitled "Mr. Bill Goes To MSU". I digitized this and put it on my YouTube channel where you too can see this almost 40 year-old masterpiece at this link:

<https://www.youtube.com/watch?v=nF7mUSGq1XI>

The above screen-shots are from around the 3 minute mark. And yeah, this is what came to mind when I saw the USA "Use Public Transportation" stamp!

Padua

by Peter Elias

Padua (or Padova in Italian) is located about 25 miles west of Venice. I stopped by there on the way to Milan (see article on page 4) in 1986.

One of the attractions I checked out was the Basilica of Saint Anthony, which is considered a Roman Catholic church and a "minor" basilica. It is one of the 8 "international shrines" recognized by the "Holy See". According to records, the construction of the basilica was started around 1232 (one year after the death of Saint Anthony in 1231, which the Italian stamp, Scott #261 commemorates) and completed in 1310 along with additional additions in the 14th & 15th centuries. An inside photo I took is shown to the right.

Located an easy 5 minute walk southwest from the Basilica, I checked out the Prato della Valle. This is a 968,752 square foot elliptical "public square" with 2 rows of statues (88 of them, made between 1775 and 1883) around a circular canal. The area had its start as a theatre in the 16th century and was formerly a featureless and mostly swampy area south of Padua.



(Stamp image of Padua Basilica Saint Anthony from delcampe.net)



Prato della Valle

2021 Mid-Cities Stamp Club Membership Renewal

___ Mr. ___ Mrs. ___ Ms. ___ Miss Name: _____ Date of Birth: ___/___/___
(First) (M.I.) (Last) (Complete if under 18)

___ **Check here if information is unchanged from 2020 and skip to signature line below.**

Home Address: _____ City _____ State _____ Zip _____ - _____

Email: _____ Home Phone: _____ Mobile: _____

Collecting Interests: _____

Other Stamp Organizations with membership numbers (if applicable): _____

___ APS # _____ ___ ATA # _____ ___ TPA # _____ Other: _____

Permission is granted to make the information above available to other club members. Indicate anything you do NOT want shared: _____

Signature: _____ **Date:** ___/___/___

Membership Level:

___ \$12 Regular Adult (emailed or online newsletter)

___ \$22 Regular Adult (with mailed newsletters)

___ **\$25 Sponsor Membership**

___ \$35 Sponsor (with mailed newsletters)

___ \$6 Additional Adult (only 1 newsletter copy)

___ \$4 Youth (under 18; add \$10 if printed newsletter is desired.)

Make check out to 'Mid-Cities Stamp Club' and mail this form with payment to:

Skip Ely, MCSC Secretary, 5512 Shady Meadow, N. Richland Hills, TX 76180-6616

Stamp Trading, Buying and Selling Online

By Ken Aldridge

Since COVID-19 hit the US, I took to several stamp “buy-and-sell” sites on Facebook (FB).

Mostly I was interested in continuing to sell off my collection, but spotted a few good deals and have ended up buying, reorganizing, sorting and creative marketing some collections. Some interesting sets or low value US mint I have kept.

I’ve profited some from this endeavor but also have been able to sell about \$500 of my own collection.

The sites (and there are many more) that I used are:

1. Stamp Collecting: chat, advice, values, exchange, etc.
2. STAMP COLLECTING (BUY AND SELL)
3. STAMP MART Buy and Sell
4. BUY/SELL-US STAMPS, COVERS

I have found everything from beginners to veteran collectors on these sites. A person can post an ad with or without pictures, but usually veterans advise the person to add pictures, usually of the older stamps they are trying to sell. Many posts on site 1 above are novices or have no clue as to value, storage, mounting, etc. Lots of people are saying they inherited the grandfather’s, grandmother’s, father’s, etc. collection and have no clue as to value, keep or sell.

COVID-19 has caused a lot of old collections to come off a closet shelf, attic or garage because we all had more time on our hands. Some asking prices from the newbies are hilarious, but veteran collectors are quick to give experienced advice.

They sometimes recommend a person check StampWorld, Scott’s, Delcampe, HipStamps and eBay to see what items, albums or collections are selling for.

Participants on the 4 sites above are from all over the world and most transactions are by PayPal, which offers a certain amount of assurance and support in case of any transactions going awry.

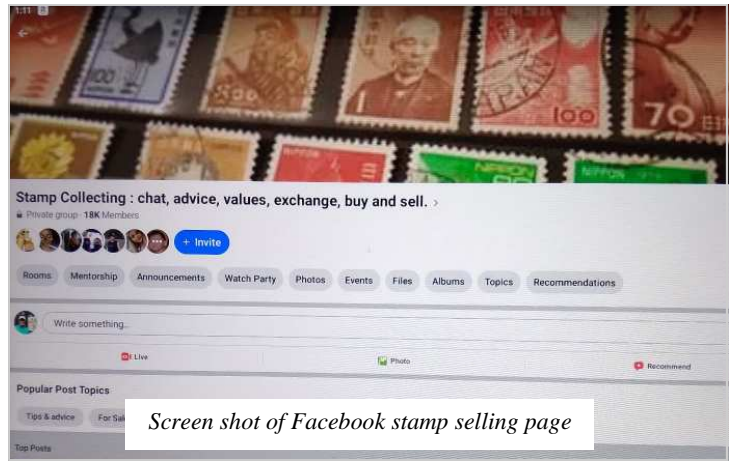
Normally a buyer will send a “Personal Message” (PM) to the seller that they want the item. Seller responds with their PayPal account and within a few minutes the seller gets an email from PayPal that money is waiting to be accepted. You can accept back into your PayPal account or have it transferred to a bank account.

Shipping and mailing costs are a BIG problem. A posting normally will say “postpaid or buyer pays shipping”. Within the US this is not a big problem. To Canada and overseas, it can be a nightmare. I know, I have gotten burned a couple of times telling a buyer the amount I calculated to be added for shipping.

I sold 6 stock books of stamps to a collector in Australia. I checked USPS mail rates and it looked like it would be about \$50. I told this to the buyer and he agreed, except it turned out to be \$84. In this case, the buyer agreed to split the difference with me, but I didn’t get the profit I intended.

I had a box of miscellaneous sheets, sets, stock books, covers I posted for \$50 in a medium priority postal box thinking it would cost me \$15.05 to send. A guy in South Wales wanted the box and my research indicated it would cost another \$50 to send to him. He agreed and paid me. However, the postage was \$76; again I contacted the buyer and he agreed to split the difference with me. Some profit, but not what I expected.

I’ve had much better luck selling to US collectors. I have met some real nice, polite collectors. I recommend you check out some of these Facebook sites.



Stamps Not Allowed For Mailing Packages

By Peter Elias

According on DBZ (Deutsche Briefmarken Zeitung = “German Stamp Newspaper”) based on an email I received on January 4, it states that Deutsche Post (German Postal Service) will NO LONGER allow the use postage stamps to pay for postage on “Päckchen” (literally “small packages”).

As of January 2, 2021, all small packages have to bear digitally generated postage (presumably they refer to “computer vended postage”) or whatever the post office clerk issues from their machines. DBZ laments that it used to be possible to use up higher value stamps as part of packages, such as €3.45 or €3.70 (= \$4.47). So even mailing album page supplements can result in it being a “Päckchen” and thus subject it to digital postage.

In Germany, “Packages” are not handled by the German Postal Service as such, but by DHL (which of course doesn’t allow for stamp usage, even though DHL is actually owned by Deutsche Post!).

I guess now one has to figure out where “Brief” (letter) ends and “Small Package” begins. In Germany, they have various “Brief” rates (which allow for stamps being used): Standardbrief, Kompaktbrief, Grossbrief, Maxibrief. Domestically (within Germany, a “Grossbrief” [that’s not what it means in English!]) can go up to 1.1 lbs; a Maxibrief [and no, that’s not large underwear..], up to 2.2 lbs. While I would personally call that a “small package”, it apparently is still considered letter mail by Deutsche Post (“Brief” means “Letter”, while the German word for envelope is “Briefumschlag”, literally “letter wrapper”).

Internationally, a “Maxibrief” can go up to 4.4 lbs (2 kg), the size is limited to a maximum length+width+height of 900 mm (= 35.4 in), with a minimum length of 140 mm (= 5.5 in), and a minimum width of 90 mm (=3.5 in). To me, that means you could mail a fairly heavy book as a “Maxibrief” in a larger envelope (which to me could technically mean a “small package”...). That 4.4 lb book as a “Maxibrief” (presumably a larger envelope) would cost €17.00 (= \$20.82) to mail from Germany to the USA. Conversely, to mail a 4.4 lb book from the USA to Germany is \$63.25 as Priority Mail International, \$75.35 if it is in a medium flat-rate box. If your book is only 4.0 lbs (instead of 4.4 lbs), then you can put it into a Flat-Rate Priority Mail envelope (where max. weight allowed is 4 lbs) for only \$37.45.

So, Deutsche Post is definitely cheaper for mailing certain heavier items internationally than USPS. As far as I know, we’re still allowed to use stamps for postage for most mailings though... But what exactly is a “Päckchen” then?

CLASSIFIED BOURSE

Announcements

All club members that are current with their dues payments are entitled to FREE ads in this space! Please send ad to: Peter Elias, P.O. Box 940427, Plano, TX 75094-0427, give it to me at a meeting, or e-mail me at: peter@pcelias.com

For Sale

US POSTAGE – from our huge surplus: 1c – 20c : 70% of FV; 21c – 50c : 80% of FV. Send any amount (min \$10), specify group (70%, 80%), and receive mix of values back in FV as indicated above. Clean, F/VF only. Plate or Zip block included for every \$10 remitted. Remit (check or MO) to: J. Myers, P. O. Box 2047, Coppell, TX 75019. TX orders, add 8% sales tax. We cover return postage, S/H charges. Can also take PayPal (same terms). jasdmyers@earthlink.net 5/15

Wanted to Trade

I have general (unsorted) worldwide & used USA stamps (mostly beginning collector material) available to trade for your items such as worldwide revenue stamps & Framas. Contact Peter Elias at peter@pcelias.com 9/16

Wanted

Postally used “ATM” stamps (i.e.: machine vended), such as Framas, from around the world; would prefer on cover or postcard if possible. Contact Peter Elias at info@stvincentstamps.com 8/14

For Sale

I now have a new website in which I have listed all my used **duplicates (many thousands)**. They are arranged in Scott number sequence within country. Do take a look, and select any that you want. I charge 1/3 catalogue value, post paid. The URL is www.kenwills.net Contact me at wills@airmail.net. Happy hunting! 3/19

Philatelic Reference CD's. The following self-running, philatelic reference CD's, each containing hundreds of scans, are now available:

- **APC Conversions 2012-2014 (NY2016 Vermeil Award!!)**
 - **Usage of British Empire War Tax Issues** (exhibit)
 - **Airport Philately** (800+ scans of Airports on Stamps)
 - **4 Rings—The History of Audi (Great for any car lover!)**
 - **My Life on Wheels** (autobiography via USA personalized postage)
 - **St. Vincent Philatelic Reference Scans (1,700 items!!)**
 - **St. Vincent Postcards** (300+ postcards from 1900 to 2007)
 - **Vintage Swiss Postcards 1898-1959 (900+ postcards !!)**
- Special MCSC Member price is only \$ 9.95 each. Non-members -> please inquire. Contact peter@pcelias.com 1/21

MOVED, BUT SALE CONTINUES! Special discounts to MCSC members for Swiss, Austria, Liechtenstein issues, @ 1/3 and LESS of catalog values. Also will accept US postage (any values) @ 50% of catalog. All orders postpaid! I also accept PayPal if you wish! John Barrett, Ph.D. Contact info: jstrubel-boy@aol.com 12/14

Canadian Collection housed in Scott Specialty Single Country Album. Starts with Scott#18 through 1970. Mostly mint, some used. 2013 Scott catalog value is \$4,100, now reduced to \$775 OBO!. Will accept US postage at face value as part payment. Contact Dave Linn, (903) 785-7864 or at dklgonefishing@yahoo.com 8/19

Comic Strip - Peanuts (Sending A Card)

PEANUTS

By Charles M. Schulz

By Peter Elias



17 (which in 2020, would have been the Thursday of the week following the publication of this comic).

But Lucy also says that she just saved 20¢ when Linus states that Beethoven is dead. Obviously postage is well more than 20¢ these days (a postcard was 35¢ in 2020, and a standard greeting card could have been from 55¢ to 85¢ depending on whether or not it was “stiff” and 1 oz. vs. 2 oz.). Obviously, this is a “recycled” comic. The copyright date reads “©1973” vertically between the 1st & 2nd panels. The top left of panel #1 states 12/9, which is the current publication date. In 1973, a “card” would have cost at least 8¢ (and a postcard 6¢), if the card weighed 2 oz, then the rate would have been 16¢, so Lucy’s “20¢” statement is incorrect.

Now, if the comic had been published on March 2, 1974 (through September 14, 1975), then Lucy’s statement might have been correct (assuming a 2 oz. card), as the rate then was 10¢ (with the additional ounce rate also being 10¢; postcards were 8¢).

The above said assumes “domestic” postage. If Lucy was intending on sending this card to Bonn (Germany) - where he was born, or Vienna (Austria) where he later lived, Lucy’s “20¢” statement might still have been wrong (basic international airmail rate for 1 oz. was at least 11¢ in 1973 based the airmail stamp in effect then, although I don’t know what the surface rate was at the time).

On December 9, 2020, this Peanuts strip was published in the Dallas Morning News.

In the strip, Lucy proclaims that “Sunday” is Beethoven’s birthday and she wants to send him a card. December 9 was a Wednesday, thus “Sunday” would have been December 13th. But that is not correct. No one knows exactly on what day Beethoven was born, except that it was in December 1770 and that he was “baptized” on December

MCSC Arlington Zoom Meeting Minutes January 6, 2021

By Skip Ely

Call-To-Order:

- First Vice President Stanley Christmas called the Zoom® virtual meeting to order about 7:10 PM.

Attendance:

Attending via Zoom were Rick Howell, Peter Elias, Jim Taylor, Ken Aldridge, Gene Pfretzschner, Ken Wills, Chuck Snow, Sai Madhavapeddi, Dave Stockbridge, John Withers, Judy Christmas, and Skip Ely (see Zoom screen shot nearby).

Officer Reports:

- Judy Christmas gave the approximate Treasury amount.
- Skip Ely said we had 46 membership renewals so far. He said one person had contacted him about mailing a check in early December that has not yet been received. There followed a number of personal mail delivery experiences among the members.
- Peter Elias showed the working copy of the next newsletter.

Announcements:

- Stanley mentioned the Eulless meeting in two weeks and suggested another Zoom meeting rather than meeting in person (agreed upon). Dave Stockbridge said the same about the Granbury meeting January 26, and that the program topic will be "What I Collect". He said each participant will be urged to limit their talk to five minutes.

Program and Show & Tell:

- Stanley Christmas began by showing a 4½¢ Prexie (his main collecting interest) with a cancel on his birthdate.
- Rick Howell showed a pre-canceled perfin stamp, which he said was not rare, but not common either.
- Ken Wills showed how he measures small differences in stamp sizes (like the old and new dies of some early stamps from Japan or the U.S. six cent flat and rotary flag stamps) by taking a common stamp and cutting it so that it can be overlaid on another to show differences easier. He showed an example.
- Skip Ely said he had started working around Thanksgiving on preparing some Australian starter sets for EXPO from a bunch of duplicates. He said he thought he was almost done around Christmas time until he discovered another whole box of them. He was still working on it.
- Ken Aldridge showed a cached cover from a Herman Hearst Jr. mailing.
- Gene Pfretzschner said he was researching a cover from someone with the same last name as him.
- Dave Stockbridge showed a WW Junior album with a 1932 copyright. It included various inserts and notes from the collector that he found interesting.
- John Withers said he sends Christmas greetings with philatelic themes, and next year will focus on his time on Texas. He asked anyone with some items he might use to contact him (he's in the member handbook).
- Peter Elias discussed the Christmas greeting card he received from Ken Wills and how it had been returned before finally reaching him. He also showed a "Blind Mail" cover from Italy he was researching.
- Sai Madhavapeddi showed some recent

From the President's Desk

by Richard Hildebrandt

It is the old good news/ bad news situation. The good news is that a new year is here and we have had plenty of time to work on our stamp hobby. The bad news is that the virus is still a problem and we will have to continue to have virtual meetings for the near future.

Although the Bob Duncan Center is open, what I see from e-mails, is that most of our members are reluctant to venture out to a group gathering. I am now counting myself in that group as I welcomed the New Year by having a pacemaker implanted and am exercising extra caution for the time being.

I want to give a great big thanks to Rick Howell for organizing and providing the needed technical expertise for the Zoom meetings we have had. Also want to thank Skip for his continued support in keeping the communications going and getting the necessary info out in a timely manner to allow us to function as a club.

If you have a program that you think would work in the zoom meeting format please let Rick or Skip or myself know as it would enhance the meeting greatly. I know there are many members of this club who have great philatelic knowledge, I am not one them. I rely on others to provide the programs for our meetings.

If you have not yet sent your dues in for this year, please do so as soon as possible. It is preferable that they be sent directly to Skip but if they have been sent to the club mailbox we will gladly accept them. There might be some delay in acknowledging that we received them.

Another positive note is that the TSDA has made arrangements to resume their stamp shows in North Texas. I believe that the first show in our area is set for April. The details should be elsewhere in this newsletter.

stamps from Thailand he acquired on his last trip there. He said he also purchased some souvenir sheets that told more of the story behind the stamps.

- Finally, Rick Howell showed a YouTube video of a person showing how to remove self adhesive stamps using Pure Orange Citrus and other chemicals.

Adjournment:

- The meeting adjourned at 8:20 PM.



Where Have YOU Been?

By Peter Elias



As all regular readers of this newsletter know, I get a kick out of collecting (and writing about) stamps that somehow feature into my own life.

How about you? Where have YOU been that is featured on a stamp? Even if you're not a "world traveler", surely you must have been somewhere (unless of course you've never left your home... ever...).

The USA had this nice series of 34¢ & 37¢ stamps that feature the 50 States in the style of "Big Letter Postcards" from the 1930's to 1950's. Each of these stamps feature one or more topics. The one from Texas features both a long-horn steer and the Alamo (see page 5). The one from Oregon above features Mt. Hood in the background (yes, I drove by there once...) and windsurfing on the Columbia River. I've never been windsurfing, but one of my friends did go windsurfing at the Columbia River Gorge (about 40 miles southeast of Mt. St. Helens).

I did take a photo of my friend windsurfing that day while I waited on the shore. While I won't show this photo, the point of THIS article is how relatively easy it is to write a quick article that illustrates some aspect of your life as shown on a stamp!

So have a good look at that sheet of 50 "Big Letter" State stamps and see if you can find at least one that illustrates something or someplace relevant to your own life story. I'd love to get some articles using these stamps for illustrations along with any relevant photos that you took. Don't worry about providing the image of the stamps, I have all 50 stamps as high quality images available; all I need is your photo (or scan) and a paragraph or two.



Specializing in United States Stamps
Member APS, ASDA, NSDA

Kirk McKenzie
kirmckenzie@cox.net

1001 North Fulton
Tulsa, Oklahoma 74115
918-836-1681



Be sure to visit the Club website on the Internet:

← <http://www.mid-citiesstampclub.com>

For online newsletters see

or <http://mid-citiesstampclub.webs.com/newsletter.htm>

(Note: this site will only available until March 31, 2021) →



stampsuniversal.com

Visit us at area Stamp Shows



- * TSDA
- * TEXPEX
- * HOUPEX
- * EXPO

US/WW Classics, Modern, SONs

Visit our new online store

@ <http://www.stampsuniversal.com>

James D. Myers
P. O. Box 2047
Coppell, TX 75019
(972) 304-1671

Exp. 12/21



cunninghamstamps@aol.com

(214) 546-1179

Cunningham Philatelics


Philatelic Consultants

Elusive Items
Stamps and Covers

Collections
Appraisals

THOMAS L. CUNNINGHAM
APS # 082424, TSDA

P.O. Box 863237
Plano, TX 75086-3237



jonathan@topperstamps.com

www.topperstamps.com

Jonathan Topper
10480 Grant Road
Suite 117
Houston, TX 77070
832.518.6558



MEET & EAT for February, 2021

by Judy & Stanley Christmas

"Meet & Eats" are held before our club meetings. All club members and their guests are welcome. We will gather at 5:00 PM and start ordering at that time. However, latecomers can order when they arrive or just come by for a visit. Meals should be over around 6:15 to 6:30 PM with the Arlington new meeting start time now being at 7:00 PM rather than 7:30 PM.

Meet & Eat locations will be included the club's broadcast messages. NOTE: All locations are subject to change.

--> Official Meet & Eat get-togethers prior to any in-person club meetings are cancelled until further notice due to Covid-19 precautionary measures.

ARLINGTON

Cancelled until further notice

EULESS

Cancelled until further notice

GRANBURY

Cancelled until further notice

--> Please watch for email messages from the club secretary regarding upcoming meeting schedules (including links to virtual Zoom meetings).

Mid-Cities Stamp Club "Stamping Around" Newsletter
c/o Peter Elias
PO Box 940427
Plano, TX 75094-0427

Don't Forget:
Last Call for 2021 Membership Dues!

Wanted to Buy

Texas Precancel Stamps. Contact Rick Howell at
Rick.howell1@tx.rr.com

5/19

Wanted to buy or trade for: Worldwide unusual EFOs, postal counterfeits. Odd US 20th century auxiliary markings, US 1934 and 1935 Christmas Seals on and off cover and publicity material, Korean War postal history from US and other UN contingents, and any other US philatelic material with an interesting story. John Hotchner, PO Box 1125, Falls Church, VA 22041, or jmhstamp@verizon.net 2/15

Various USA Scott #C2 & C3 on covers & cards are needed for my U.S Air Mail collection. Please forward scans of the covers / cards along with asking price(s) to Don Jones at adjaams@aol.com Thank you. 2/21

For Sale

I have over 10,000 auctions on delcampe.com @ 35% of Scott or less. Worldwide & US stamps, covers and FDCs. For more info contact Denny Ludlow @ (713) 898-1872 10/15

FREE 111-page (all varieties) or 26-page album (basic version) of Spanish ATM stamps (provided as a PDF file) with purchase of at least \$4.00 in Spanish ATM stamps (which are only 15¢ each!) Contact Peter Elias at peter@pcelias.com 1/21

—> YOUR FREE AD COULD BE HERE <— !
(for paid-up MCSC club members only)